


CY




Hook-up Components

Ductile-Iron Flanged
Strainer with Butterfly
Valve

CY

The CY brings the CW ductile-iron flanged strainer, the BF butterfly valve and UB drain valve with hose end adapter together in one complete package, preassembled in the factory for time-saving installation in the field and simplified pricing for customers. With the CY, you have everything needed for the supply side of a steel hookup.



CY Components

- > CW ductile-iron flanged strainer, designed to protect the coil and other hookup components from debris. Featuring a machined tapered seal, ensuring a perfect fit for the removable, stainless steel screen, and offering 1/4" ports for additional options. All sizes come complete with flanged blow-off cover, gasket and plug. Can be installed in vertical or horizontal pipe lines with blow-off connection at the lower end of the screen.
- > BF lug type butterfly valve, designed for shut-off. Featuring a reliable bubble tight shut-off when the valve is closed and streamlined disc shape, ensuring low flow resistance when the valve is open. The spherical disc seal surface produces a high efficiency seal, lower torque and longer seal life. The three bearings ensure perfect shaft turning and shaft centric position. With compact construction, the body is drilled and tapped for mounting with ANSI flanges. The extended neck provides a minimum of 2" clearance for insulation. A standard infinite position memory stop lever handle is provided on 2" to 6" models and a gear operator is provided for 8".
- > UB drain with hose end adapter, designed with a large diameter plated ball, PTFE seals, a blowout proof stem with EPDM O-ring and PTFE packing with packing nut. A micro handle is customary on the A body and a standard handle is customary on the B and C bodies.

Key features

- | | | |
|--|---|---|
| > Drain Valve
Micro handle | > Machine Tapered Seat
Removable stainless steel screen | > Infinite Position
Allow fine adjustment |
| > Shut-off Valve Butterfly
- Extended Neck | > 1/4" Ports Available Additional options | |

Technical description

Application:
HVAC Hydronic Systems

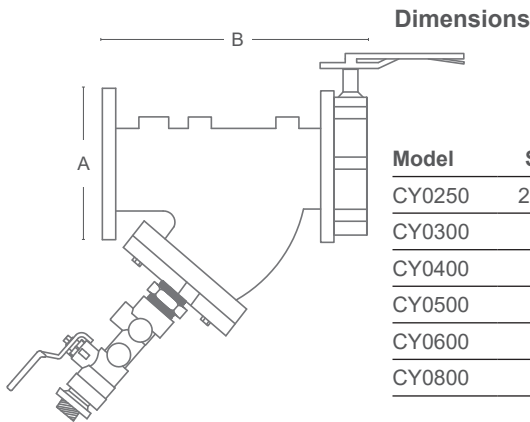
Functions: Strainer, shut-off

Dimensions:
2-1/2" - 6", 8"

Pressure class:
CW - 125 psig at 250° F
BF - 240 psig at 250° F

BF Material:
Body: Ductile iron, Lug Type ANSI Class 125/150
Upper/Lower Stem: 410 Stainless Steel
Seat & Gasket: EPDM and NBR
Bearings: PTFE
Disc: Stainless Steel
CW Material:
Body: High Tensile ASTM A126 Class B Ductile Iron
Screen: Stainless Steel

Articles



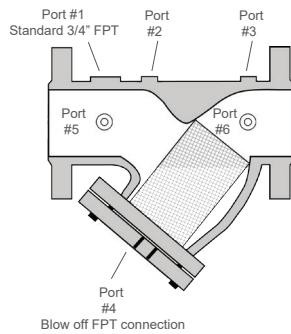
Dimensions

Model	Size	A	B	Blow Off NPT	Weight	Cv	Mesh	Screens Opening	Strainer Basket area in ²
CY0250	2 1/2"	7	13.11	1	44	115.34	0.045"	0.045"	45
CY0300	3"	7.5	14.31	1	59	158.93	0.045"	0.045"	59
CY0400	4"	9	16.96	1.25	86	224.90	1/8"	0.125"	94
CY0500	5"	10	20.09	1.25	141	458.23	1/8"	0.125"	137
CY0600	6"	11	20.99	1.5	175	674.41	1/8"	0.125"	242
CY0800	8"	13.5	23.68	1.5	331	1022.02	1/8"	0.125"	327

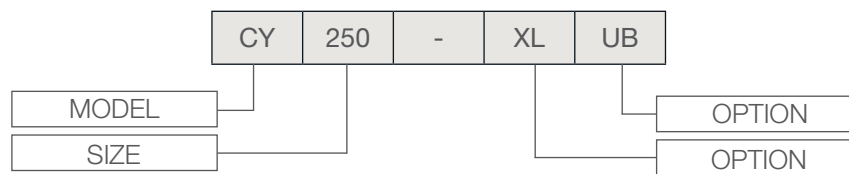
Notes

All weights and dimensions given are in pounds and inches and are subject to minor changes. Port #1 standard, 3/4" FPT & 1/4" ports available at additional cost. For BF dimensions please refer to form F215.

Port Locations



Model Order Designation



Options Available

- | | |
|--------------------------------------|--------------------------|
| AA Automatic Air Vent | MI Metal ID Tag |
| AV Manual Air Vent | PI Plastic ID Tag |
| EH Ext. Handle UB Drain Valve | T4 1/4" Tap |
| FG Accessory Flange, Grooved | |
| XL Extended P/T Port | |

