



Kit A




VersaFlow

1/2" - 2" Self-Balancing hose kit


Engineering
GREAT Solutions

Kit A

Kit A includes Model YR AutoFlow regulator, Model UB or UBM ball valve, Model YC strainer with ball valve and two Model H2/H3 hose assemblies.



Key features

- > **Complete Kit for Heat Pump**
- > **Hoses**
Isolation vibration
- > **AutoFlow**
Ensures correct flow
- > **Strainer**
Helps protect clogging

Technical description

Application:

Heat Pumps

Functions:

Isolation regulator, strainer, flex hose

Dimensions:

1/2" - 2"

Rating:

400 psig at 250° F (25 Bar at 120° C)

Pressure range:

2 - 32 or 5 - 60 psi

Accuracy:

±5%

Material:

DZR Brass, EPDM, Stainless steel, Zinc
Dichromate plated steel

Product Information

Model YR

Model YR factory set to automatically limit the flow to within 5% of the specified amount over 95% of the control range. The flow cartridge is removable from the valve body to provide access for regulator change out, in spection and cleaning without breaking the main piping. Pressure / Temper ature ports are standard.

Model UB

Model UB is a shut-off valve with large diameter plated ball and PTFE seats. Stem is blowout proof with EPDM O-ring and PTFE packing with packing nut. Ball valve end available thread or sweat – please specify.

Model UBM

Model UBM is a compact ball valve for shut-off applications. It includes a large diameter ball and PTFE seats. The stem is blow out proof with EPDM O-ring and PTFE packing with a packing nut. The UBM has a union on one side and female thread or sweat on the other side - please specify. (Sizes available 1/2" - 3/4" only)

Model YC

Model YC is a combination ball valve, y-strainer and union with five (5) accessory port locations. 20 mesh stainless steel strainer is removable from the valve body for inspection and cleaning without breaking the main piping.

Hose

Hose assembly has a stainless steel outer braid over a EPDM inner tube and brass or steel fittings.

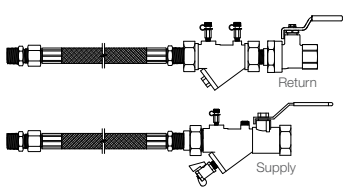
Bend Radius Specification

Hose ID	1/2"	3/4"	1"	1 1/4"	1 1/2"	2"
Minimum Bend Radius	2"	2 1/2"	3"	4"	6"	8 1/2"

Never use a bending radius less than the minimum amount shown above.

Articles

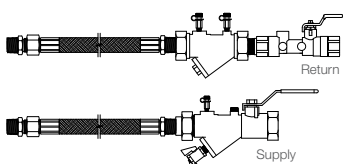
Kit A-1: 1/2" - 3/4"



Dimensions

Kit Size	Overall Length - 2 Ft. Kit		Overall Weight Per Kit (lbs)	Max gpm Control Range (psid)	
	Return	Supply		2-32	5-60
1/2"	31"	31"	6	8.0	12.0
3/4"	32"	31"	8	8.0	12.0
1"	36"	33"	15	18.0	26.0
1 1/4"	37"	33"	19	18.0	26.0
1 1/2"	40"	34"	32	50.0	70.0
2"	40"	34"	40	50.0	70.0

Kit A-2: 1" - 2"

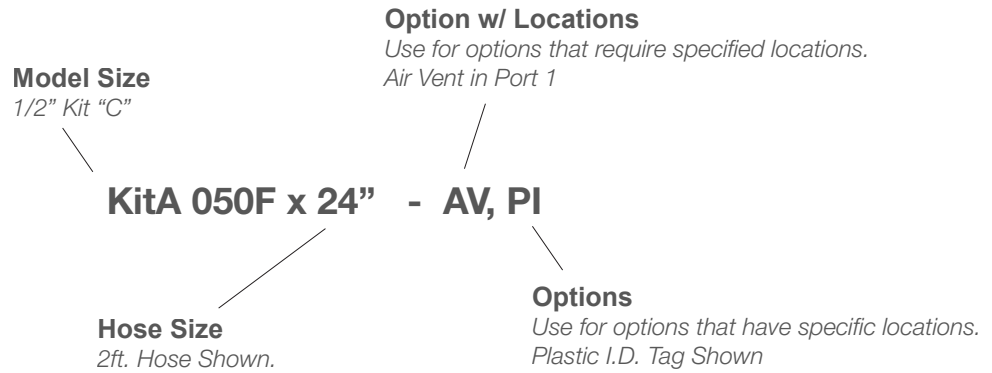


Notes

Overall length of kit may vary by ± 1" and is provided only as an estimate.

Each kit is shipped hand tight unless otherwise stated (see connection charges in F132, VersaFlow Price Guide).

Order Designation



Options Available

AA Automatic Air Vent	MH Micro Handle (1/2"-3/4" Only)	SE Stem Extender
AV Manual Air Vent	PI Plastic ID Tag	XL Extended Pressure/Temperature Test Port
DX Dual XL P/T Test Ports	PL Plug	
EH Extended Handle	PP ProPress®	
HN Hose End Drain Valve with Cap	PT Pressure/Temperature Test Ports	

