



UA




Manual Venturi Balancing
Venturi ball valve


Engineering
GREAT Solutions

UA

Model UA is a shutoff and manual throttling venturi valve with large diameter plated ball and PTFE seats. Stem is blowout proof with EPDM O-ring and PTFE packing with packing nut. Micro handle customary on the A and M body, and standard handle customary on the B and C bodies both utilize a standard adjustable memory stop for shutoff and resetting and vinyl coated grip. Dual Pressure / Temperature ports are standard on all UA bodies. Models A, B and C are available with union connection or fixed threaded or sweat connections each with a metal-metal and EPDM O-ring seal.



Key features

- > **Fixed Measures Element**
 Reading depends on flow only
- > **Optional Connections**
 Unions, fixed and sweat

Technical description

Application:

Hydronic Balancing

Functions:

Balancing, Measuring and Isolation

Dimensions:

1/2" - 2"

Rating:

Body M: 400 psig at 250° F (25 Bar at 120° C)

Bodies A, B & C: 600 psig at 250° F (40 Bar at 120° C)

Accuracy:

±3%

Material:

Body: DZR Brass

Union (Optional): Brass with EPDM O-ring

Fixed Connection: DZR Brass

Configuration Information

Body	Venturi No.	Venturi Flow Ranges*	Cv (Kv)	Inlet Connections		Outlet Connections	
		gpm (lps)		in. (mm)		in. (mm)	
A	1	0.2 - 0.7 (0.01 - 0.04)	.28	1/2 (15)	S, F, M	-	-
	2	0.4 - 1.5 (0.03 - 0.09)	.77	3/4 (20)	S, F, M	1/2 (15)	S, F, M
	3	1.0 - 3.4 (0.06 - 0.21)	2.2	1 (25)	S, F, M	3/4 (20)	S, M
	4	2.2 - 7.5 (0.14 - 0.47)	4.8				
B	5	2.6 - 9.5 (0.16 - 0.6)	6.0	1/2 (15)	S, F, M	1/2 (15)	S, F, M
	6	5.8 - 21.0 (0.37 - 1.32)	18.0	3/4 (20)	S, F, M	3/4 (20)	S, M
				1 (25)	S, F, M	1 (25)	S, F, M
C	7	9.5 - 37.0 (0.6 - 2.33)	18.0	1 1/4 (32)	S, F, M	1 1/4 (32)	S, F, M
	8	22.0 - 80.0 (1.39 - 5.05)	68.0	1 1/2 (40)	S, F, M	1 1/2 (40)	S, F, M
				2 (50)	S, F, M	2 (50)	S, F, M

Notes

* Flow range is from the minimum recommended differential pressure 24" to 500" W.C. (5.97 to 124.42 kPa)

See installation and operation manual (Flowset)

Articles

Connection Weights

Body Size	Connection Type	Weight lb./.(kg)			
		1/2 (15mm)	3/4 (20mm)	1 (25mm)	1 1/4 (32mm)
A	S	0.1 (.05)	0.1 (.05)	0.2 (.08)	—
	F	0.1 (.06)	0.2 (.08)	0.4 (.16)	—
	Union S	0.4 (.20)	0.4 (.20)	—	—
	Union F	—	0.5 (.21)	—	—
	Union M	0.5 (.24)	0.5 (.20)	—	—
B	S	0.2 (.07)	0.2 (.08)	0.1 (.05)	0.3 (.20)
	F	0.2 (.08)	0.2 (.09)	0.3 (.13)	0.4 (.12)
	Union S	0.4 (.20)	0.5 (.20)	2.7 (1.21)	1.2 (.54)
	Union F	0.5 (.22)	0.5 (.22)	2.8 (1.25)	1.3 (.57)
	Union M	0.6 (.26)	0.6 (.28)	3.0 (1.34)	1.5 (.69)
C	S	0.7 (.31)	0.6 (.28)	0.7 (.29)	—
	F	0.8 (.34)	0.6 (.29)	0.6 (.29)	—
	Union S	2.4 (1.10)	2.4 (1.10)	2.8 (1.27)	—
	Union F	2.7 (1.24)	2.7 (1.24)	3.1 (1.38)	—
	Union M	2.8 (1.28)	3.0 (1.37)	2.8 (1.29)	—

S = female sweat

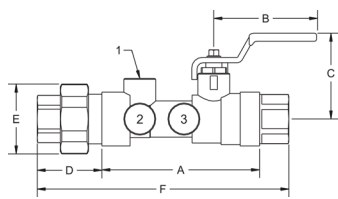
F = female NPT

M = male NPT

Notes

All weights and dimensions are subject to minor changes.

Articles



A, B, C Bodies

Body Dimensions

Body	A		B		C		Weight	
	in.	(mm)	in.	(mm)	in.	(mm)	lb.	(kg)
A	3.5	(90)	2.3	(58)	2.1	(53)	0.8	(0.4)
B	3.8	(97)	2.3	(58)	2.2	(56)	1.2	(0.5)
C	5.4	(137)	5.5	(140)	3.5	(89)	3.6	(1.6)

Connection Dimensions

Body	Connection Type	D				E			
		in./(mm)							
		3/8 (10)	1/2 (15)	3/4 (20)	1 (25)	3/8 (10)	1/2 (15)	3/4 (20)	1 (25)
	S	—	0.5 (14)	0.8 (20)	1.2 (29)	—	1.1 (28)	1.2 (29)	1.5 (29)
	F	—	0.7 (17)	0.8 (20)	1.1 (29)	—	1.1 (28)	1.3 (33)	1.6 (29)
A	Union S	1.4 (35)	1.5 (37)	1.6 (40)	—	1.6 (39)	1.6 (39)	1.6 (39)	—
	Union F	—	1.5 (37)	—	—	—	1.6 (39)	—	—
	Union M	—	2.4 (61)	2.2 (57)	—	—	1.6 (39)	1.6 (39)	—
		1/2 (15)	3/4 (20)	1 (25)	1 1/4 (32)	1/2 (15)	3/4 (20)	1 (25)	1 1/4 (32)
	S	0.5 (14)	0.8 (19)	1.0 (25)	1.2 (28)	1.3 (34)	1.3 (34)	1.5 (37)	1.8 (51)
	F	0.7 (18)	0.7 (19)	0.9 (24)	1.1 (32)	1.3 (34)	1.3 (34)	1.6 (41)	2.0 (45)
B	Union S	1.5 (37)	1.7 (43)	1.7 (42)	1.8 (45)	2.1 (53)	2.1 (53)	2.4 (60)	2.8 (72)
	Union F	1.5 (39)	1.6 (40)	1.7 (43)	1.7 (43)	2.1 (53)	2.1 (53)	2.4 (60)	2.8 (72)
	Union M	2.4 (60)	2.2 (56)	2.5 (63)	2.5 (64)	2.1 (53)	2.1 (53)	2.4 (60)	2.8 (72)
		1 1/4 (32)	1 1/2 (40)	2 (50)		1 1/4 (32)	1 1/2 (40)	2 (50)	
	S		1.2 (29)	1.2 (31)	1.7 (42)		2.4 (62)	2.4 (62)	2.7 (69)
	F		0.9 (23)	0.9 (23)	1.2 (29)		2.4 (62)	2.4 (62)	2.9 (72)
C	Union S		2.0 (51)	2.1 (54)	2.4 (61)		3.5 (88)	3.5 (88)	3.8 (97)
	Union F		1.9 (49)	1.9 (49)	2.0 (50)		3.5 (88)	3.5 (88)	3.8 (97)
	Union M		3.0 (75)	3.0 (76)	2.8 (72)		3.5 (88)	3.5 (88)	3.8 (97)

S = female sweat

F = female NPT

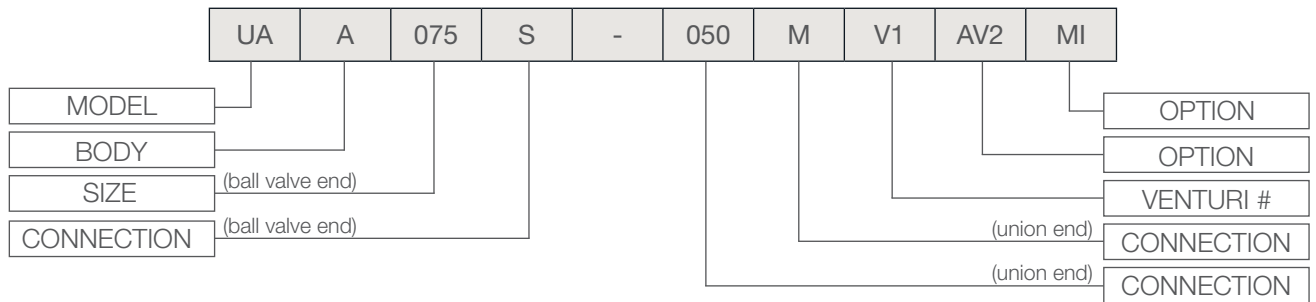
M = male NPT

Notes

All weights and dimensions are subject to minor changes.

*The F dimension may be calculated by using two D dimensions and adding them to the A dimension of the valve body.

Model UA Order Designation



S = female sweat **F** = female NPT **M** = male npt

1/2" - 2" AccuSetter Products (Model UA)

<p>Connections (Inlet)</p> <p style="text-align: center;">Union</p> <div style="display: flex; justify-content: space-around;"> <div style="text-align: center;"> U 3/8" S U 1/2" S U 3/4" S </div> <div style="text-align: center;"> U 1/2" F U 3/4" F </div> <div style="text-align: center;"> U 1/2" M U 3/4" M </div> </div> <p style="font-size: small; margin-top: 10px;">1" inlet connection not available</p>	<p>Body A</p> <div style="text-align: center;"> RETURN </div> <p style="font-size: small; text-align: center;">Includes Venturi, two P/T ports & Memory Stop</p> <hr/> <p>Venturis (Choose One)</p> <table style="width: 100%; font-size: x-small;"> <tr> <td style="text-align: center;">Venturi #1 .2 - .7 gpm</td> <td style="text-align: center;">Venturi #2 .4 - 1.5 gpm</td> <td style="text-align: center;">Venturi #3 1.0- 3.4 gpm</td> <td style="text-align: center;">Venturi #4 2.2 - 7.5 gpm</td> </tr> </table> <div style="display: flex; justify-content: space-around; margin-top: 5px;"> </div>	Venturi #1 .2 - .7 gpm	Venturi #2 .4 - 1.5 gpm	Venturi #3 1.0- 3.4 gpm	Venturi #4 2.2 - 7.5 gpm	<p>Connections (Outlet)</p> <p style="text-align: center;">Fixed</p> <div style="display: flex; justify-content: space-around;"> <div style="text-align: center;"> 1/2" S 3/4" S 1" S </div> <div style="text-align: center;"> 1/2" F 3/4" F 1" F </div> </div>
Venturi #1 .2 - .7 gpm	Venturi #2 .4 - 1.5 gpm	Venturi #3 1.0- 3.4 gpm	Venturi #4 2.2 - 7.5 gpm			

<p>Connections (Inlet)</p> <p style="text-align: center;">Union</p> <div style="display: flex; justify-content: space-around;"> <div style="text-align: center;"> U 1/2" S U 3/4" S U 1" S U 1 1/4" S </div> <div style="text-align: center;"> U 1/2" F U 3/4" F U 1" F U 1 1/4" F </div> <div style="text-align: center;"> U 1/2" M U 3/4" M U 1" M U 1 1/4" M </div> </div>	<p>Body B</p> <div style="text-align: center;"> RETURN </div> <p style="font-size: small; text-align: center;">Includes Venturi, two P/T ports & Memory Stop</p> <hr/> <p>Venturis (Choose One)</p> <table style="width: 100%; font-size: x-small;"> <tr> <td style="text-align: center;">Venturi #5 2.6- 9.5 gpm</td> <td style="text-align: center;">Venturi #6 5.8 - 21.0 gpm</td> </tr> </table> <div style="display: flex; justify-content: space-around; margin-top: 5px;"> </div>	Venturi #5 2.6- 9.5 gpm	Venturi #6 5.8 - 21.0 gpm	<p>Connections (Outlet)</p> <p style="text-align: center;">Fixed</p> <div style="display: flex; justify-content: space-around;"> <div style="text-align: center;"> 1/2" S 3/4" S 1" S 1 1/4" S </div> <div style="text-align: center;"> 1/2" F 3/4" F 1" F 1 1/4" F </div> </div>
Venturi #5 2.6- 9.5 gpm	Venturi #6 5.8 - 21.0 gpm			

<p>Connections (Inlet)</p> <p style="text-align: center;">Union</p> <div style="display: flex; justify-content: space-around;"> <div style="text-align: center;"> U 1 1/4" S U 1 1/2" S U 2" S </div> <div style="text-align: center;"> U 1 1/4" F U 1 1/2" F U 2" F </div> <div style="text-align: center;"> U 1 1/4" M U 1 1/2" M U 2" M </div> </div>	<p>Body C</p> <div style="text-align: center;"> RETURN </div> <p style="font-size: small; text-align: center;">Includes Venturi, two P/T ports & Memory Stop</p> <hr/> <p>Venturis (Choose One)</p> <table style="width: 100%; font-size: x-small;"> <tr> <td style="text-align: center;">Venturi #7 9.5- 37.0 gpm</td> <td style="text-align: center;">Venturi #8 22.0 - 80.0 gpm</td> </tr> </table> <div style="display: flex; justify-content: space-around; margin-top: 5px;"> </div>	Venturi #7 9.5- 37.0 gpm	Venturi #8 22.0 - 80.0 gpm	<p>Connections (Outlet)</p> <p style="text-align: center;">Fixed</p> <div style="display: flex; justify-content: space-around;"> <div style="text-align: center;"> 1 1/4" S 1 1/2" S 2" S </div> <div style="text-align: center;"> 1 1/4" F 1 1/2" F 2" F </div> </div>
Venturi #7 9.5- 37.0 gpm	Venturi #8 22.0 - 80.0 gpm			

Options Available

***AA** Automatic Air Vent

***AV** Manual Air Vent

***DX** Two Extended P/T Ports

***EH** Extended Handle

***MH** Micro Handle (optional on B Body)

***MI** Metal ID Tag

***PI** Plastic ID Tag

***PL** Plug

***SE** Stem Extender

Notes

* Only available on A, B, C bodies

