


YC



*Shown with optional P/T Port
and hose end drain*

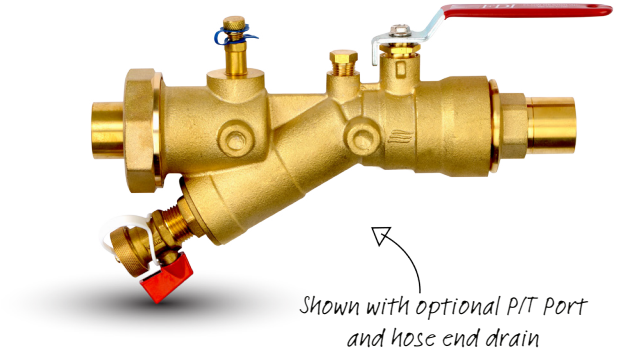
Hook-up Components

Y-strainer, ball valve and union

*Engineering
GREAT Solutions*

YC

Combination ball valve, y-strainer and union with up to five (5) accessory port locations. 20 mesh stainless steel strainer is removable from the valve body for inspection and cleaning without breaking the main piping. The ball valve has PTFE packing, brass packing nut and blowout-proof stem, large diameter plated ball and a full size steel handle with vinyl grip. The union has a EPDM “o”-ring and tailpiece available in M, F, and S connections. Ball valve end only available in FPT or SWT. One size reduction available for union section. Port 1 available with maximum 1/2” tap for bypass line (option T2).



Key features

- > **Combination Valve**
Add description of feature
- > **Removable Strainer**
Ease of inspection/cleaning
- > **Multiple Ports**
Configure exactly what you need

Technical description

Application:
Coil Isolation and Protection

Dimensions:
1/2” - 2”

Material:
Body: DZR Brass
Strainer: 20 mesh stainless steel

Functions:
Union, strainer, ball valve

Pressure class:
400 psig at 250° F (25 Bar at 120° C)

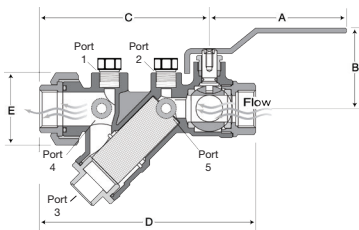
Connections

Model	Size		Fixed Conn. (Inlet)			Union Conn. (Outlet)		
	in./(mm)		in./(mm)			in./(mm)		
YC0050	1/2	(15)	1/2	(15)	S, F	3/8	(10)	S
						1/2	(15)	F, M, S
						3/4	(20)	F, M, S
YC0075	3/4	(20)	3/4	(20)	S, F	3/8	(10)	S
						1/2	(15)	F, M, S
YC0100R*	1	(25)	1	(25)	S, F	3/4	(20)	F, M, S
						1	(25)	M, S
						1/2	(15)	M, S
YC0100	1	(25)	1	(25)	S, F	3/4	(20)	F, M, S
						1	(25)	F, M, S
						1 1/4	(32)	F, M, S
						1/2	(15)	M, S
YC0125	1 1/4	(32)	1 1/4	(32)	S, F	3/4	(20)	F, M, S
						1	(25)	F, M, S
						1 1/4	(32)	F, M, S
YC0150R*	1 1/2	(40)	1 1/2	(40)	S, F	1 1/2	(40)	M, S
						1	(25)	F, M, S
YC0150	1 1/2	(40)	1 1/2	(40)	S, F	1 1/4	(32)	F, M, S
						1 1/2	(40)	F, M, S
						2	(50)	F, M, S
						1 1/4	(32)	F, M, S
YC0200	2	(50)	2	(50)	S, F	1 1/2	(40)	F, M, S
						2	(50)	F, M, S
						1	(25)	F, M, S

S = female sweat **F** = female NPT **M** = male NPT

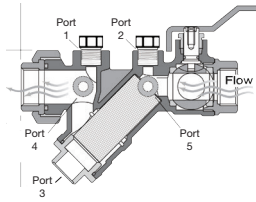
Articles

Dimensions



Model	Size	A	B	C	D	E	Strainer Basket area in ²
	in./(mm)	in./(mm)	in./(mm)	in./(mm)	in./(mm)	in./(mm)	
YC0050	1/2 (15)	4.1 (103)	2.0 (52)	4.8 (122)	6.7 (169)	2.1 (53)	7.5
YC0075	3/4 (20)	4.1 (103)	2.0 (52)	4.9 (124)	6.7 (170)	2.1 (53)	7.5
YC0100R*	1 (25)	4.1 (103)	2.0 (52)	5.5 (140)	7.6 (192)	2.1 (53)	14.2
YC0100	1 (25)	4.7 (119)	2.7 (68)	6.6 (169)	9.5 (241)	2.8 (71)	14.2
YC0125	1 1/4 (32)	4.7 (119)	2.7 (68)	6.6 (169)	9.6 (245)	2.8 (71)	14.2
YC0150R*	1 1/2 (40)	4.7 (119)	2.7 (68)	7.9 (200)	10.7 (273)	2.8 (71)	26.7
YC0150	1 1/2 (40)	5.6 (141)	3.6 (93)	8.4 (212)	11.7 (297)	3.8 (97)	26.7
YC0200	2 (50)	5.6 (141)	3.6 (93)	8.5 (217)	12.0 (305)	3.8 (97)	26.7

Weight / Cv



Model	Weight		Cv (Kv)	
	lb.	(kg)		
YC0050	2.3	(1.05)	7.9	(6.8)
YC0075	2.3	(1.06)	8.8	(7.6)
YC0100R*	2.3	(1.06)	8.8	(7.6)
YC0100	5.9	(2.66)	19.7	(17.0)
YC0125	5.8	(2.64)	20.4	(17.6)
YC0150R*	6.4	(2.93)	20.4	(17.6)
YC0150	14.8	(6.72)	52.7	(45.6)
YC0200	14.8	(6.63)	55.1	(47.7)

Notes

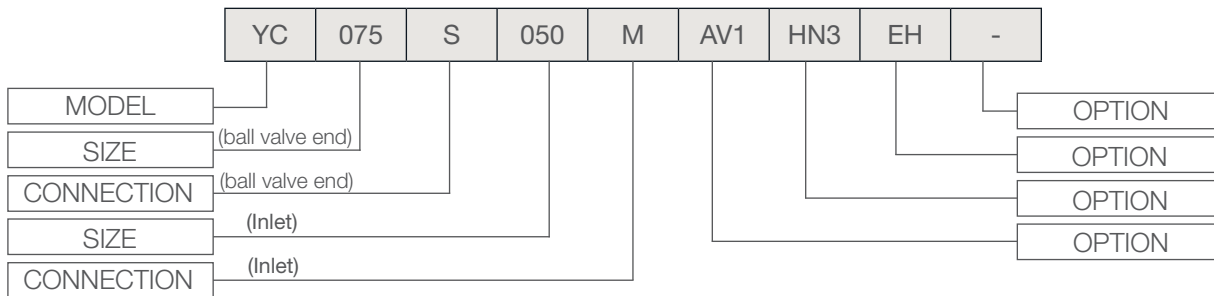
Weights based on F X F connections and will vary with mixed options/connections

Weights and dimensions are subject to minor changes

Cv's based on the body only

* Denotes female thread not available on union end

Model Order Designation



S = female sweat **F** = female NPT **M** = male npt

Options Available

AA Automatic Air Vent	PL Plug	60 60 Mesh Stainless Steel Start up Screen
AV Manual Air Vent	PP Propress®	
EH Extended Handle	SE Stem Extender	
HN Hose End Drain Valve with Cap	T2 1/2" F Tap	
MI Metal ID Tag	T4 1/4" F Tap	
PI Plastic ID Tag	XL Ext. P/T Port	

