


UP



*Shown with optional
manual air vent and p/t port*


Hook-up Components

Union and port section

*Engineering
GREAT Solutions*

UP

Model UP is a union and port section with two (2) option locations. One size reduction available on union end only (F, M, S sizes 1/2" - 2", and F or M size 2 1/2"). Port section available F, M or S sizes 1/2" - 2", and F or M size 2 1/2". Union end available F, M or S sizes 1/2" - 2", and F or M size 2 1/2". Provided with EPDM "o"-ring.



Shown with optional manual air vent @ 12:00 and p/t port @ 3:00

Key features

- > **End Connections**
Multiple reductions available
- > **Two Port Sections**
Add accessories as needed

Technical description

Application:
Hydronic Balancing

Dimensions:
1/2" - 2 1/2"

Material:
Body: DZR Brass

Functions:
Union and port sections

Pressure class:
400 psig at 250° F

Connections

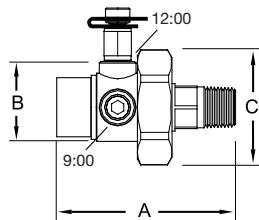
Model	Size		Port Section Connections			Union Connections		
	in./mm		in./mm			in./mm		
UP0050	1/2"	(15)	1/2	(15)	F, M, S	3/8	(10)	S
						1/2	(15)	F, M, S
						3/4	(20)	F, M, S
UP0075	3/4"	(20)	3/4	(20)	F, M, S	3/8	(10)	S
						1/2	(15)	F, M, S
						3/4	(20)	F, M, S
UP0100	1"	(25)	1	(25)	F, M, S	1	(25)	M, S
						3/4	(20)	F, M, S
						1	(25)	F, M, S
UP0125	1 1/4"	(32)	1 1/4	(32)	F, M, S	1 1/4	(32)	M, S
						1	(25)	F, M, S
						3/4	(20)	F, M, S
UP0150	1 1/2"	(40)	1 1/2	(40)	F, M, S	1 1/4	(32)	F, M, S
						1 1/2	(40)	F, M, S
						2	(50)	M, S
UP0200	2"	(50)	2	(50)	F, M, S	1 1/4	(32)	F, M, S
						1 1/2	(40)	F, M, S
						2	(50)	F, M, S
UP0250	2 1/2"	(65)	2 1/2	(65)	F, M	2 1/2	(65)	M
						2	(50)	F, M
						2 1/2	(65)	F, M

S = female sweat

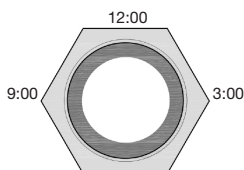
F = female NPT

M = male NPT

Articles



UP shown with P/T @ 12:00



Tailpiece End View

Dimensions

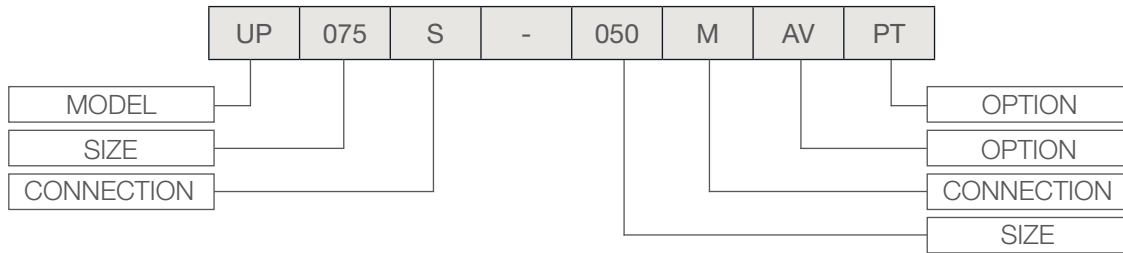
Nominal Dimensions / Weights

Model	Size	A	B	C	Weight
	in. / (mm)				
UP0050	1/2 (15)	3.5 (89)	0.8 (19)	1.6 (39)	0.6 (0.28)
UP0075	3/4 (20)	3.7 (94)	0.9 (23)	2.2 (56)	1.0 (0.45)
UP0100	1 (25)	4.1 (104)	1.0 (25)	2.4 (60)	1.2 (0.56)
UP0125	1 1/4 (32)	4.3 (109)	1.2 (30)	2.9 (74)	2.8 (1.28)
UP0150	1 1/2 (40)	4.4 (112)	1.3 (32)	3.5 (88)	3.5 (1.57)
UP0200	2 (50)	4.6 (116)	1.7 (43)	3.9 (99)	5.9 (2.66)
UP250	2 1/2 (65)	5.2 (133)	1.9 (47)	4.0 (102)	8.3 (3.78)

Notes

Weights based on F X M connections and will vary with mixed options/connections.
All weights and dimensions given are in pounds and inches and are subject to minor changes.

Model Order Designation



S = female sweat **F** = female NPT **M** = male npt

Options Available

AA Automatic Air Vent	MI Metal ID Tag	SE Stem Extender
AV Manual Air Vent	PI Plastic ID Tag	T4 1/4" Tap
DX Ext. P/T Ports	PL Plug	
HN Hose End Drain	PP ProPress®	

