





# HU - 1A - 9A



**Automatic Balancing**  
Complete Coil Hook-up Packages

  
Engineering  
**GREAT** Solutions

# HU - 1A - 11A

Everything you need to hook-up a terminal unit except the control valve.

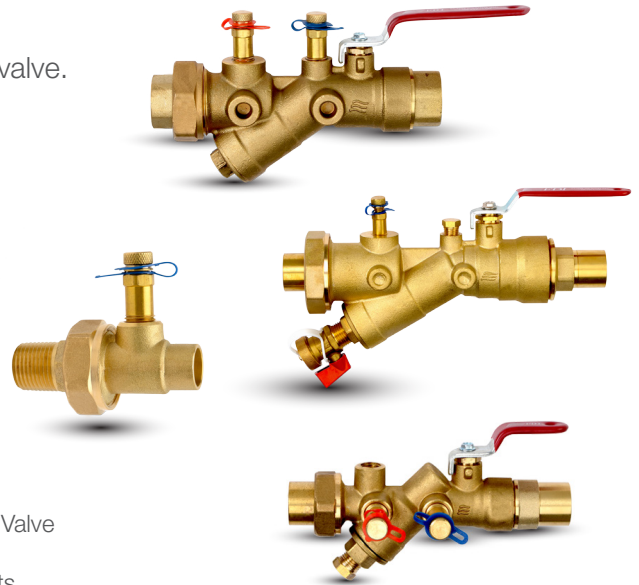
## Key features

### > Supply

- Ball Valve
- 20 Mesh Strainer
- Drain Valve with Hose End & Cap
- Pressure/Temperature Port
- Union Connection to Coil

### > Return

- Union Connection to Coil
- Pressure/Temperature Port
- Manual Air Vent
- Union Connection from Control Valve
- Automatic Flow Regulator
- Dual Pressure/Temperature Ports
- Ball Valve



## Technical description

### Application:

Terminal Balancing, strainer measurement

### Functions:

Flow regulator, union and shutt-off

### Dimensions:

1/2" - 2"

### Rating:

400 psig at 250° F (2758 kPa at 120° C)

### Pressure range:

2-32, 5-60

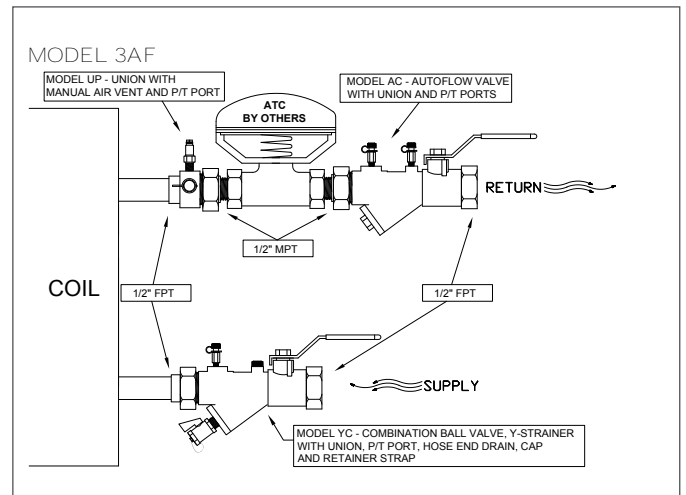
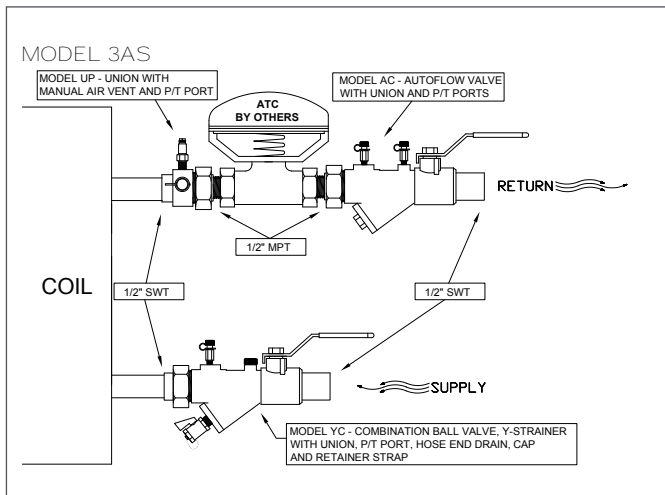
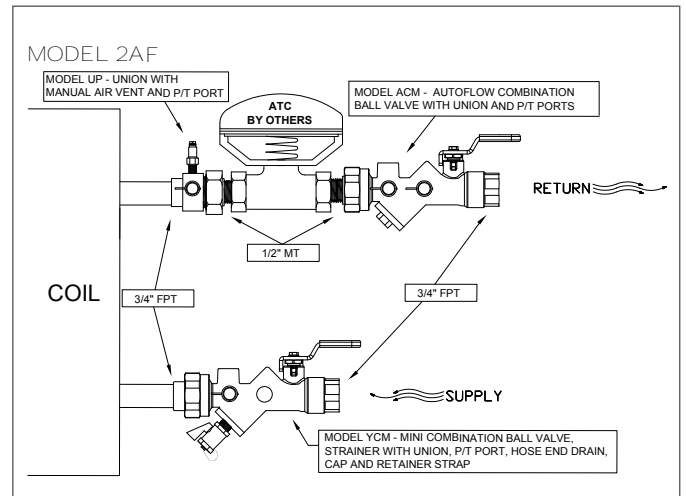
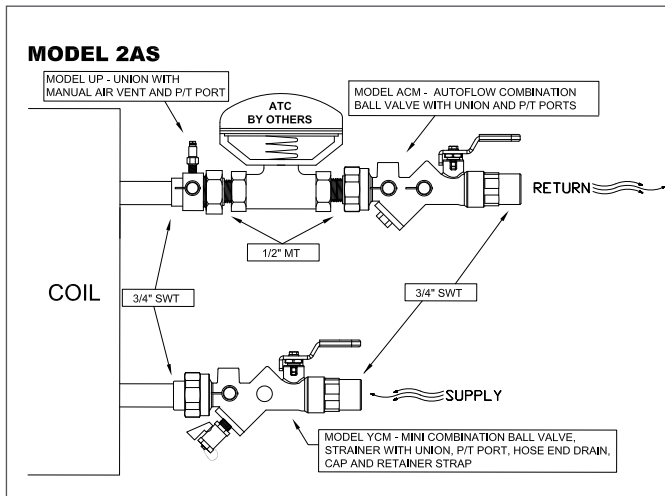
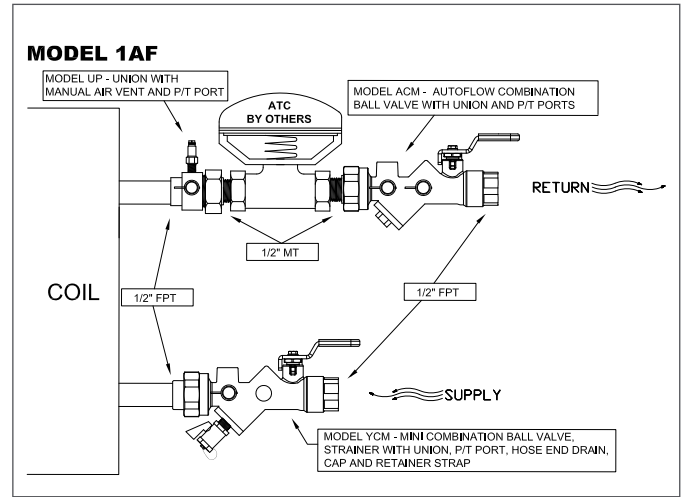
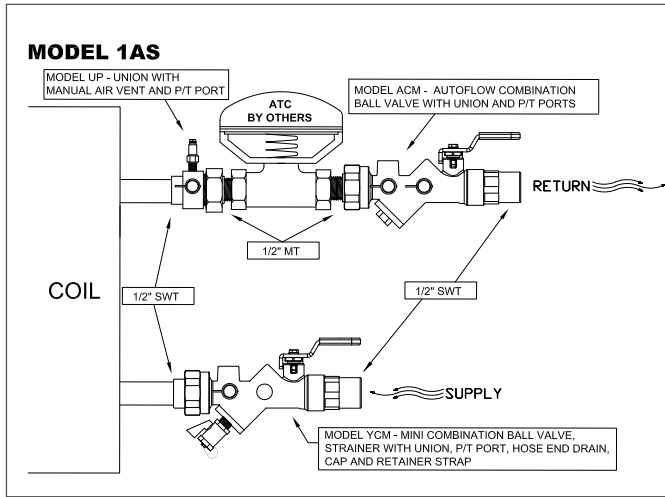
### Accuracy:

±5%

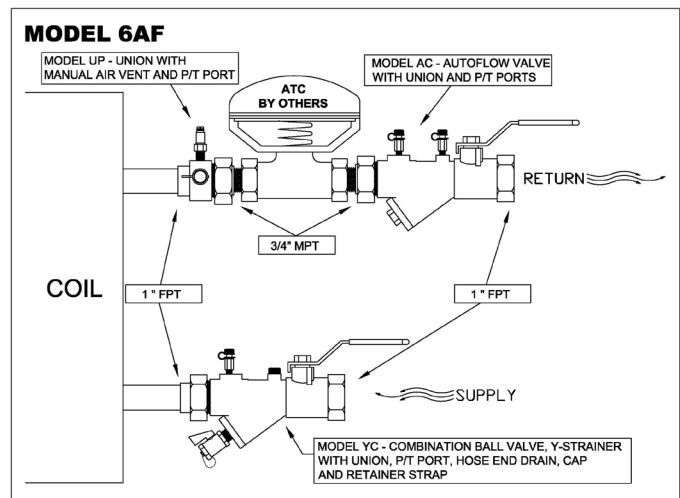
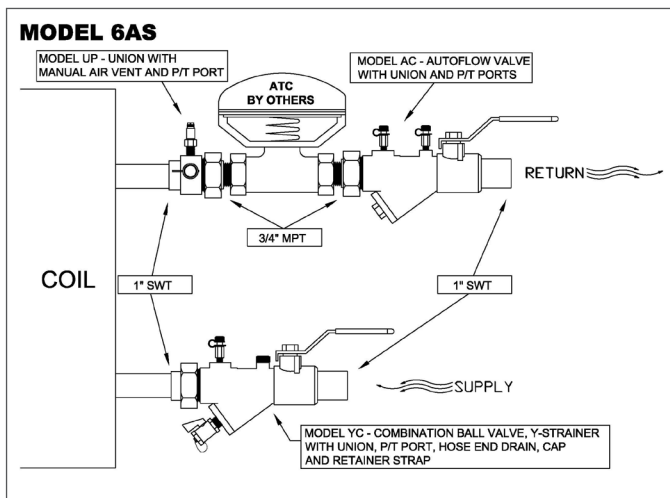
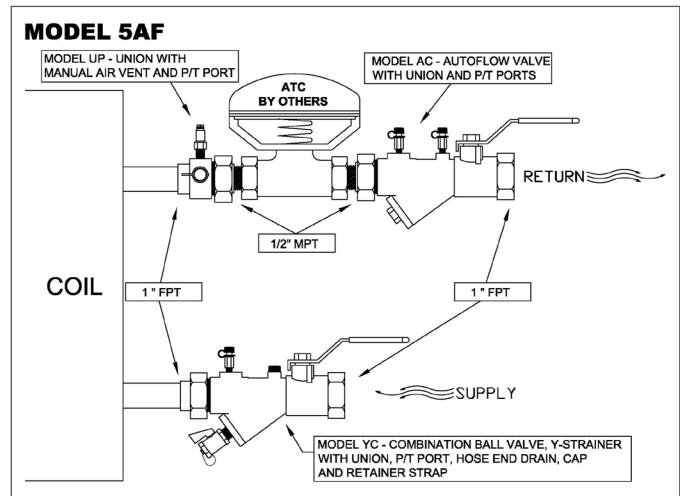
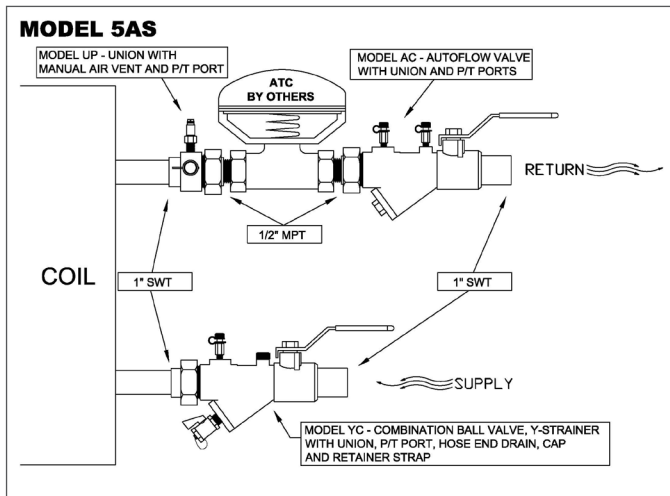
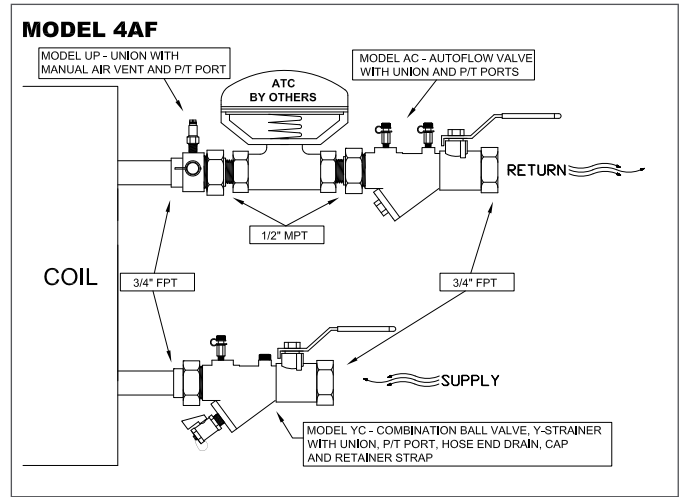
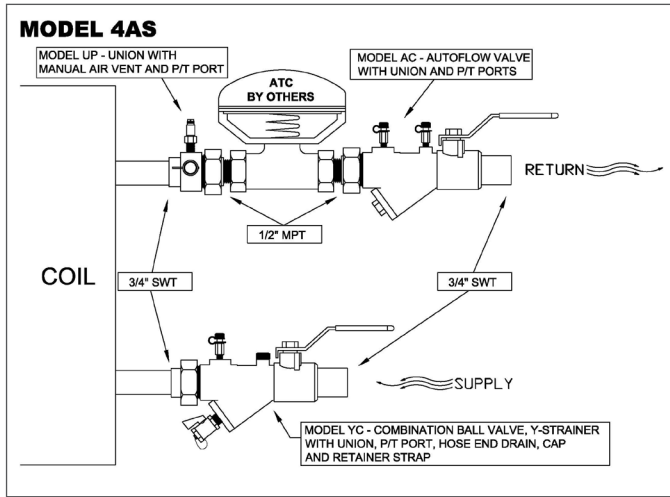
### Material:

Body: Forged Brass with EPDM O-rings  
Flow cartridge: Series 300 stainless steel  
wear surfaces with stainless steel spring

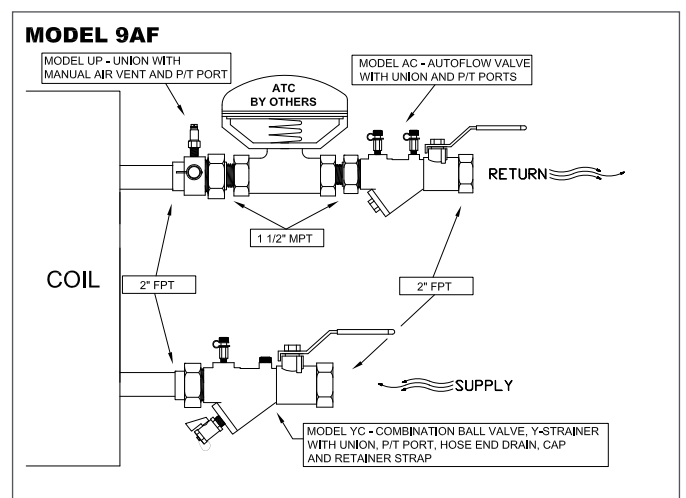
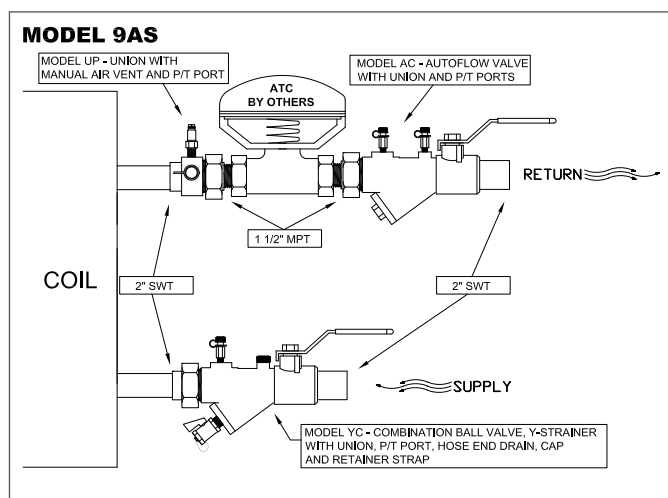
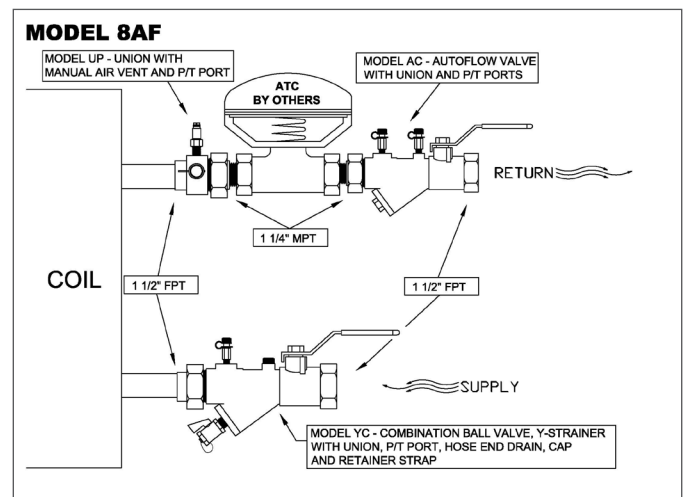
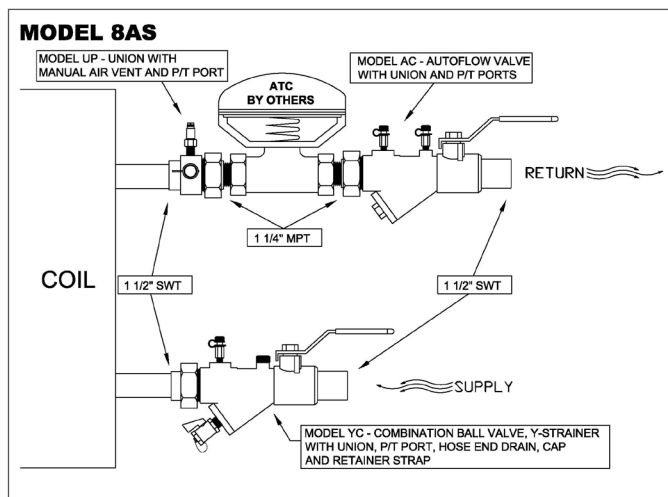
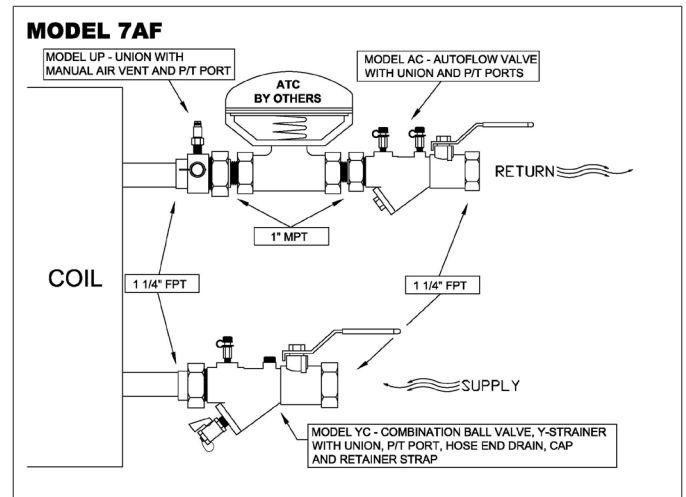
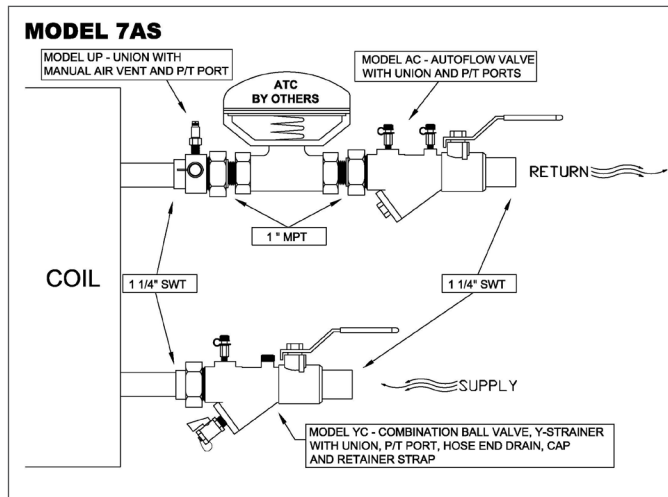
## HU-1A thru 3A Models



HU-4A thru 6A Models



## HU-7A thru 9A Models



**Notes**

Pricing includes "Bag & Tag", HU-AS - Sweat Connection, HU-AF - Female Pipe Thread Connection

## Flow Rates

1A-2A Flows:		
Size	psid Range	Flow Rate (gpm)
1/2" - 3/4"	2 - 32 (L)	0.33, 0.5, 0.67, 0.75, 0.88, 1.0, 1.1, 1.25, 1.5, 1.75, 2.0, 2.25, 2.5, 3.0
3A-9A Flows:		
Size	psid Range	Flow Rate (gpm)
1/2" - 3/4"	2 - 32 (L)	0.33, 0.5, 0.67, 0.75, 0.88, 1.0, 1.1, 1.25, 1.5, 1.75, 2.0, 2.25, 2.5, 3.0, 3.5, 4.0, 4.5, 5.0, 5.28, 6.0, 7.0, 8.0
1" - 1 1/4"	2 - 32 (L)	0.5, 0.67, 0.75, 0.88, 1.0, 1.1, 1.25, 1.5, 1.75, 2.0, 2.25, 2.5, 2.64, 3.0, 3.5, 4.0, 4.5, 5.0, 5.28, 6.0, 7.0, 8.0, 9.0, 10, 11, 12, 13, 14, 15, 16, 17, 18, 19
1 1/2" - 2"	2 - 32 (L)	5.0, 6.0, 7.0, 8.0, 9.0, 10, 11, 12, 13, 14, 15, 16, 17, 18, 19, 20, 22, 24, 26, 28, 30, 32, 34, 36, 38, 40, 42, 44, 46, 48, 50

### Notes

All configurations include an automatic flow regulator with ±5% accuracy over the 2-32 psid control range. For product specific information and 5-60 range, please see individual product submittals. All orders entered with 2-32 range unless specified otherwise.

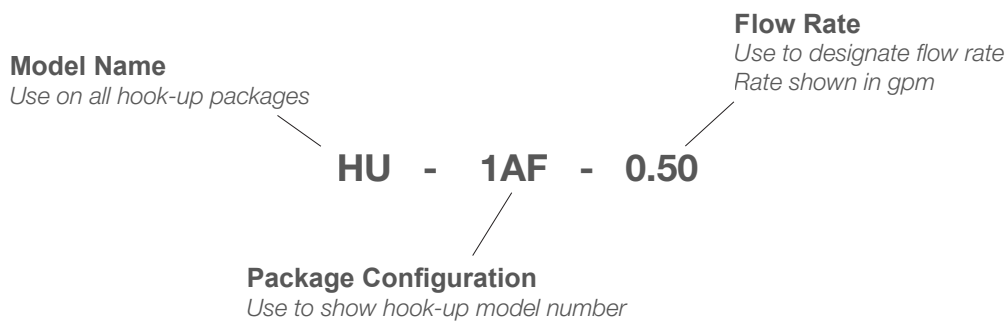
## Program

Complete coil hook-up packages tagged plastic bag and balancing valves are tagged with flow data.\*

No changes are allowed to the product mix, accessories, flows or configuration; standard orders will be processed if changes are required.

Maximum order is 300 hook-ups without factory consultation. Please contact factory for quantities exceeding the maximum.

## Model Order Designation



S = female sweat

F = female NPT

M = male NPT

---

**Notes**



*The products, texts, photographs, graphics and diagrams in this document may be subject to alteration by IMI Hydronic Engineering without prior notice or reasons being given. For the most up to date information about our products and specifications, please visit [www.flowdesign.com](http://www.flowdesign.com).*