



HU - 1A - 11A



Automatic Balancing
Complete Coil Hook-up Packages


*Engineering
GREAT Solutions*

HU - 1A - 11A

Everything you need to hook-up a terminal unit except the control valve.

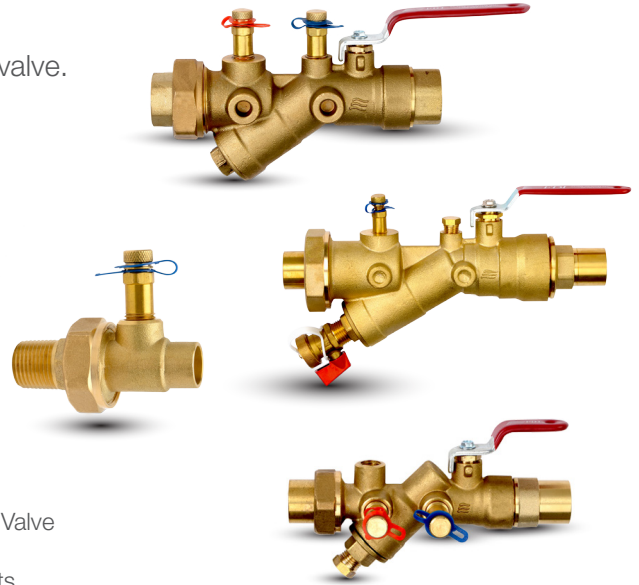
Key features

> Supply

- Ball Valve
- 20 Mesh Strainer
- Drain Valve with Hose End & Cap
- Pressure/Temperature Port
- Union Connection to Coil

> Return

- Union Connection to Coil
- Pressure/Temperature Port
- Manual Air Vent
- Union Connection from Control Valve
- Automatic Flow Regulator
- Dual Pressure/Temperature Ports
- Ball Valve



Technical description

Application:

Terminal Balancing, strainer measurement

Functions:

Flow regulator, union and shutt-off

Dimensions:

1/2" - 2"

Rating:

400 psig at 250° F (2758 kPa at 120° C)

Pressure range:

2-32, 5-60

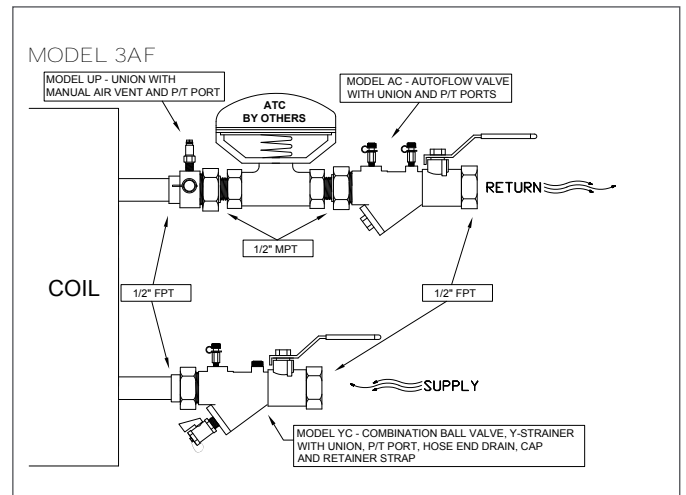
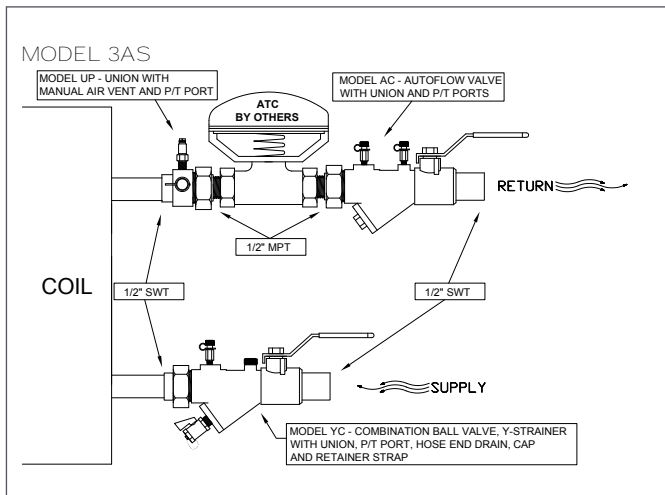
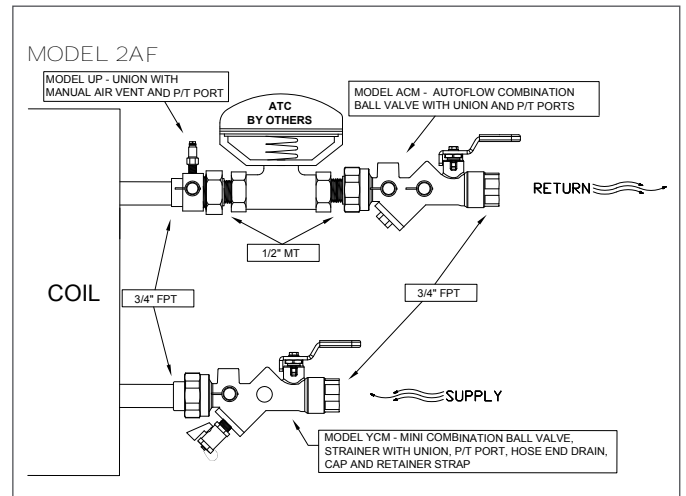
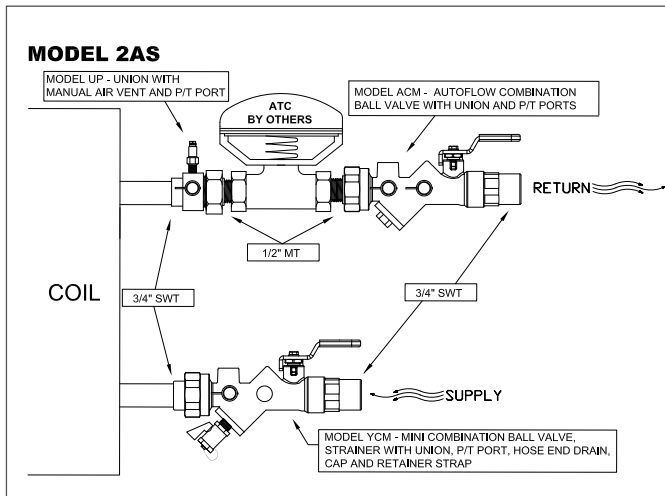
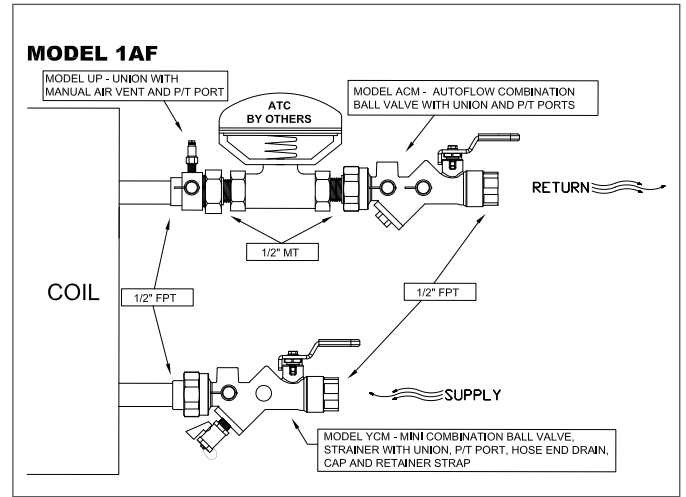
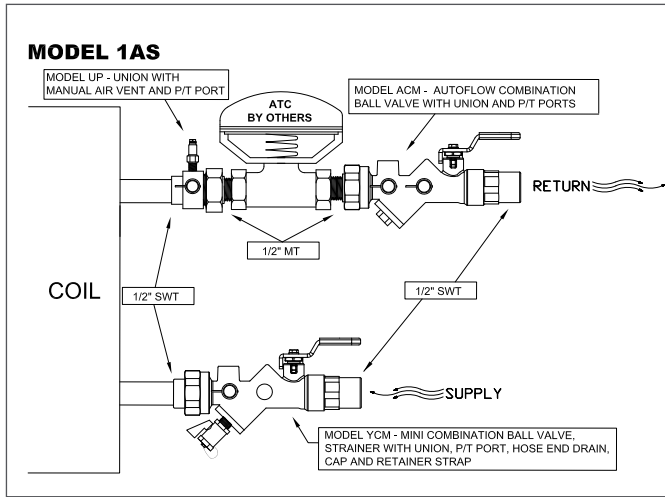
Accuracy:

±5%

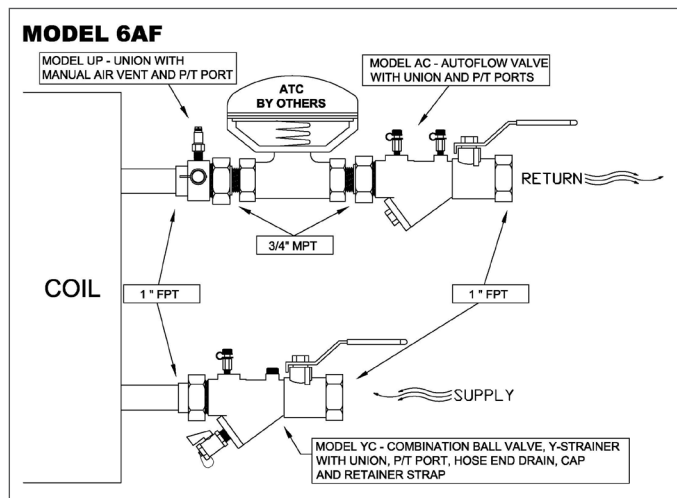
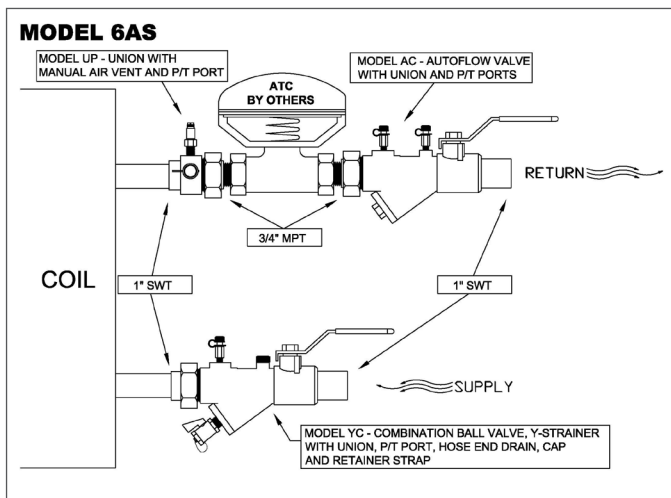
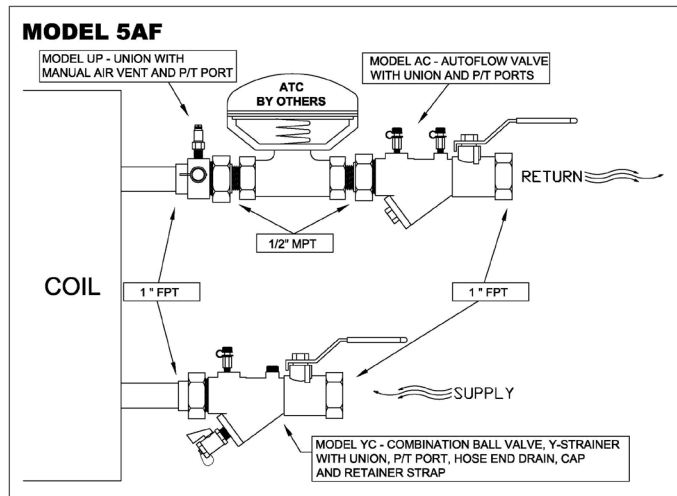
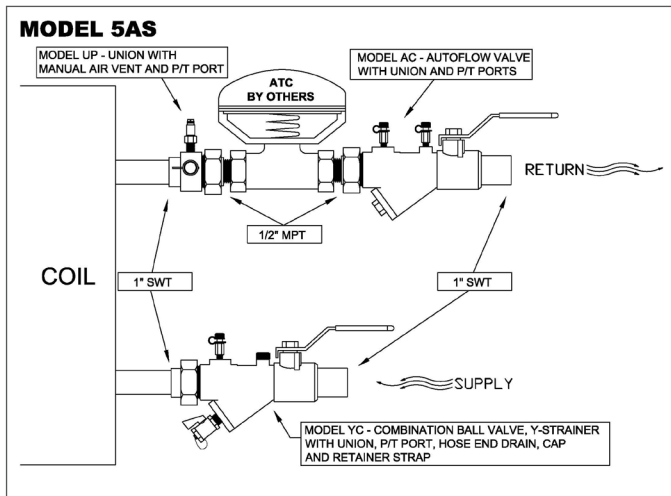
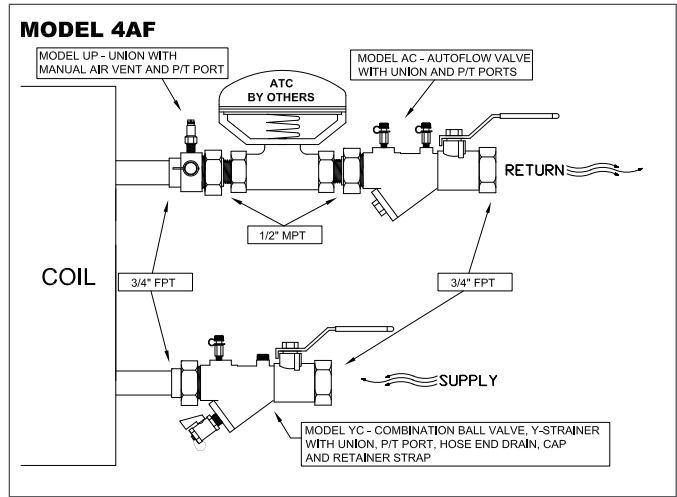
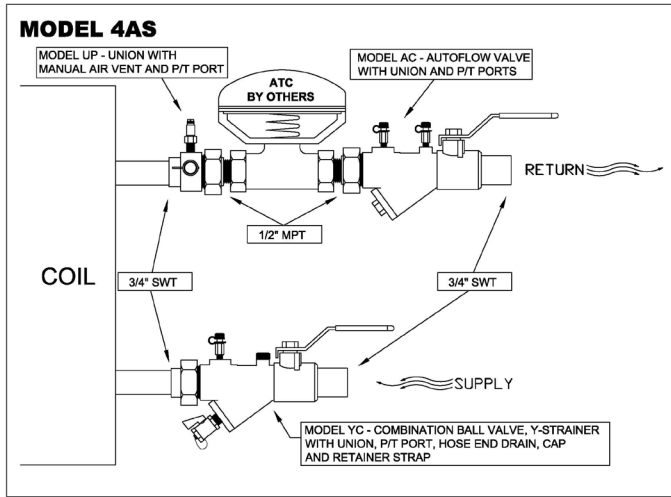
Material:

Body: Forged Brass with EPDM O-rings
Flow cartridge: Series 300 stainless steel
wear surfaces with stainless steel spring

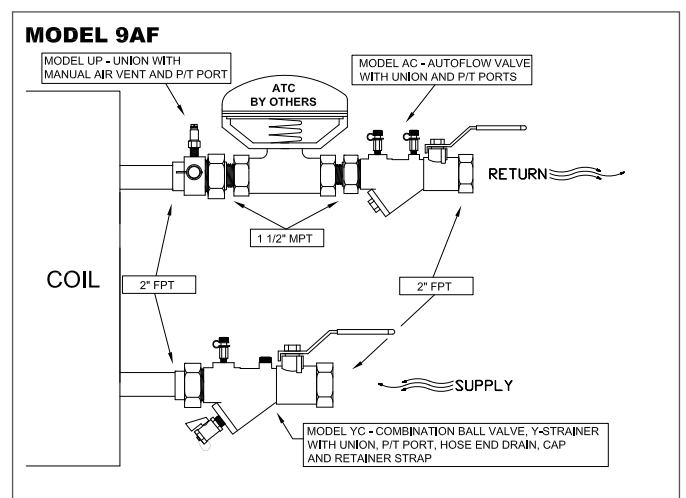
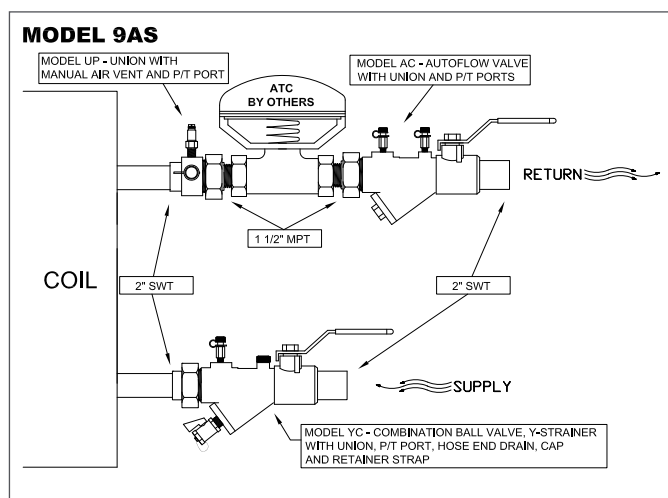
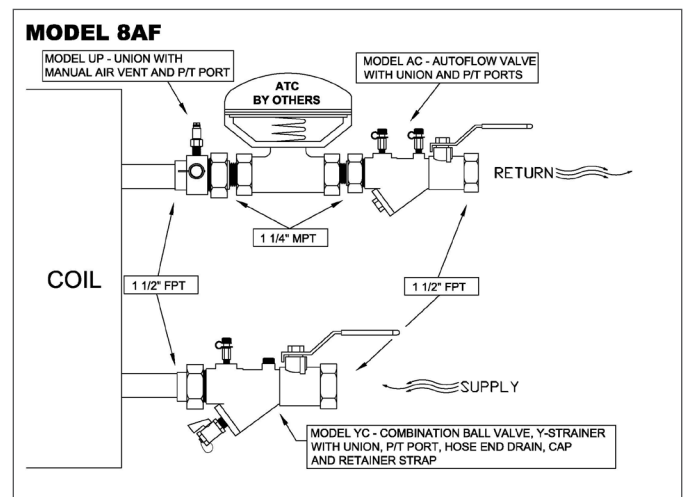
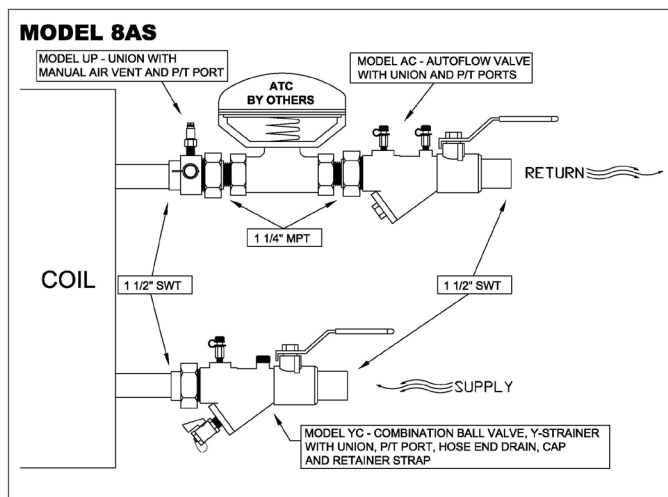
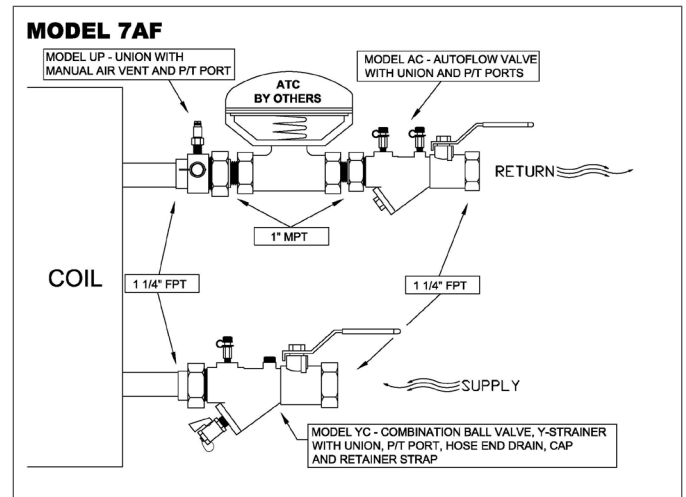
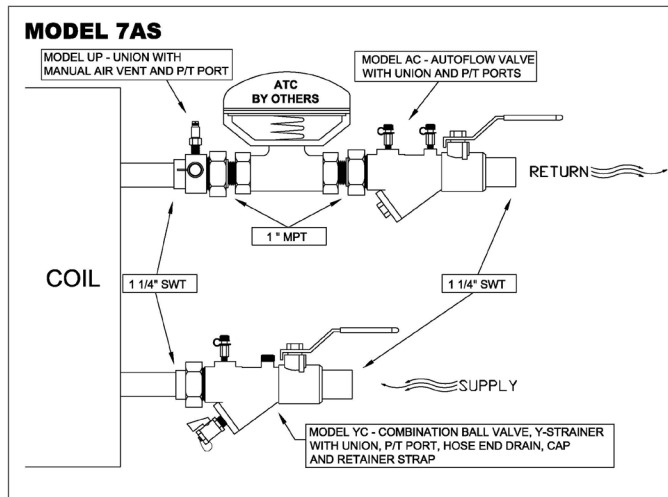
HU-1A thru 3A Models



HU-4A thru 6A Models



HU-7A thru 9A Models



Notes

Pricing includes "Bag & Tag", HU-AS - Sweat Connection, HU-AF - Female Pipe Thread Connection

Flow Rates

1A-2A Flows:		
Size	psid Range	Flow Rate (gpm)
1/2" - 3/4"	2 - 32 (L)	0.33, 0.5, 0.67, 0.75, 0.88, 1.0, 1.1, 1.25, 1.5, 1.75, 2.0, 2.25, 2.5, 3.0
3A-9A Flows:		
Size	psid Range	Flow Rate (gpm)
1/2" - 3/4"	2 - 32 (L)	0.33, 0.5, 0.67, 0.75, 0.88, 1.0, 1.1, 1.25, 1.5, 1.75, 2.0, 2.25, 2.5, 3.0, 3.5, 4.0, 4.5, 5.0, 5.28, 6.0, 7.0, 8.0
1" - 1 1/4"	2 - 32 (L)	0.5, 0.67, 0.75, 0.88, 1.0, 1.1, 1.25, 1.5, 1.75, 2.0, 2.25, 2.5, 2.64, 3.0, 3.5, 4.0, 4.5, 5.0, 5.28, 6.0, 7.0, 8.0, 9.0, 10, 11, 12, 13, 14, 15, 16, 17, 18, 19
1 1/2" - 2"	2 - 32 (L)	5.0, 6.0, 7.0, 8.0, 9.0, 10, 11, 12, 13, 14, 15, 16, 17, 18, 19, 20, 22, 24, 26, 28, 30, 32, 34, 36, 38, 40, 42, 44, 46, 48, 50

Notes

All configurations include an automatic flow regulator with ±5% accuracy over the 2-32 psid control range. For product specific information and 5-60 range, please see individual product submittals. All orders entered with 2-32 range unless specified otherwise.

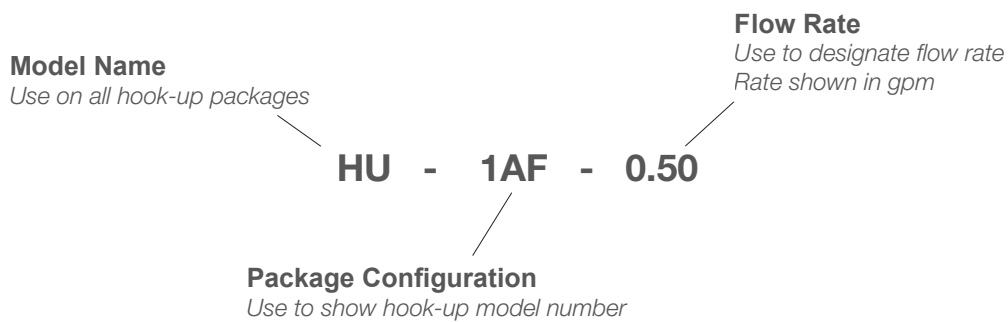
Program

Complete coil hook-up packages tagged plastic bag and balancing valves are tagged with flow data.*

No changes are allowed to the product mix, accessories, flows or configuration; standard orders will be processed if changes are required.

Maximum order is 300 hook-ups without factory consultation. Please contact factory for quantities exceeding the maximum.

Model Order Designation



S = female sweat

F = female NPT

M = male NPT

Notes

