


UB




*Shown with optional PIT Port
and hose end drain*

Hook-Up Components
Shut-off valve with union

*Engineering
GREAT Solutions*

UB

Model UB is a shut-off valve with large diameter plated ball and PTFE seats. Stem is blowout proof with EPDM O-ring and PTFE packing with packing nut. Micro handle customary on the A body, and standard handle customary on the B and C bodies; all available with optional adjustable memory stop for shut-off and resetting and vinyl coated grip. Available with union connection or fixed threaded or sweat connections each with a metal-to-metal and EPDM O-ring seal.



Shown with optional PIT Port and hose end drain

Key features

- > **Multiple Accessory Ports**
P/T port, air vent and drains
- > **Selectable Ends**
Avoid adapters

Technical description

Application:

Hydronic Balancing

Dimensions:

1/2" - 2"

Functions:

Shut-off and optional unions

Rating:

600 psig at 250° F (40 Bar at 120° C)

Material:

Body: DZR Brass

Union (Optional): Brass with EPDM O-ring

Fixed Connection: DZR Brass

Configuration Information

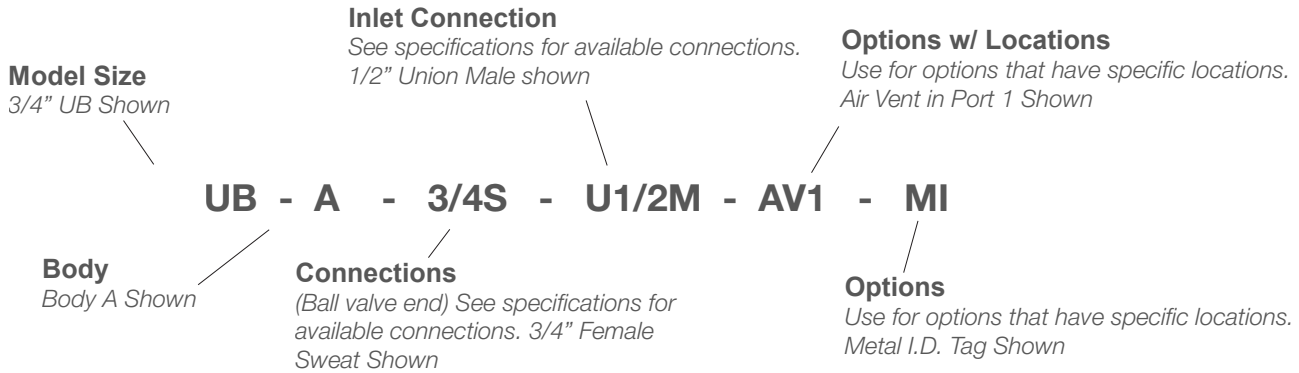
Body Size	Cv (Kv)	Fixed Connections in. (mm)	Union Connections in. (mm)
A	6 (6.94)	1/2 (15) S, F, M	-
		3/4 (20) S, F, M	1/2 (15) S, F, M
		1 (25) S, F, M	3/4 (20) S, M
B	6 (6.94)	1/2 (15) S, F, M	1/2 (15) S, F, M
		3/4 (20) S, F, M	3/4 (20) S, M
		1 (25) S, F, M	1 (25) S, F, M
		1 1/4 (32) S, F, M	1 1/4 (32) S, F, M
C	66 (76.36)	1 1/4 (32) S, F, M	1 1/4 (32) S, F, M
		1 1/2 (40) S, F, M	1 1/2 (40) S, F, M
		2 (50) S, F, M	2 (50) S, F, M

S = female sweat F - female NPT M = male NPT

Connection Weights

Body Size	Connection Type	Weight (in./mm)			
		1/2 (15)	3/4 (20)	1 (25)	1 1/4 (32)
A	S	-	0.1 (.05)	0.1 (.05)	0.2 (.08)
	F	-	0.1 (.06)	0.2 (.08)	0.4 (.16)
	Union S	-	0.4 (.20)	0.4 (.20)	-
	Union F	-	-	0.5 (.21)	-
	Union M	-	0.5 (.24)	0.5 (.20)	-
B		1/2 (15)	3/4 (20)	1 (25)	1 1/4 (32)
	S	0.2 (.07)	0.2 (.08)	0.1 (.05)	0.3 (.20)
	F	0.2 (.08)	0.2 (.09)	0.3 (.13)	0.4 (.12)
	Union S	0.4 (.20)	0.5 (.20)	2.7 (1.21)	1.2 (.54)
	Union F	0.5 (.22)	0.5 (.22)	2.8 (1.25)	1.3 (.57)
	Union M	0.6 (.26)	0.6 (.28)	3.0 (1.34)	1.5 (.69)
C		1 1/4 (32)	1 1/2 (40)	2 (50)	-
	S	0.7 (.31)	0.6 (.28)	0.7 (.29)	-
	F	0.8 (.34)	0.6 (.29)	0.6 (.29)	-
	Union S	2.4 (1.10)	2.4 (1.10)	2.8 (1.27)	-
	Union F	2.7 (1.24)	2.7 (1.24)	3.1 (1.38)	-
	Union M	2.8 (1.28)	3.0 (1.37)	2.8 (1.29)	-

Model UA Order Designation



S = female sweat

F = female NPT

M = male NPT

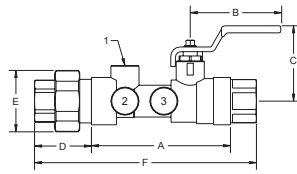
Connections (Ball Valve End)		Body A	Connections (Ball Valve End)	
Fixed	Union		Union	Fixed
		<p>1/2" - 3/4"</p>		

1" inlet connection not available

Connections (Ball Valve End)		Body B	Connections (Ball Valve End)	
Fixed	Union		Union	Fixed
		<p>1" - 1 1/4"</p>		

Connections (Ball Valve End)		Body C	Connections (Ball Valve End)	
Fixed	Union		Union	Fixed
		<p>1 1/2" - 2"</p>		

Articles



Body Dimensions

Body Size	A		B		C		Weight	
	in.	(mm)	in.	(mm)	in.	(mm)	lb.	(kg)
A	3.5	(90)	2.3	(58)	2.1	(53)	0.8	(0.4)
B	3.8	(97)	2.3	(58)	2.2	(56)	1.2	(0.5)
C	5.4	(137)	5.5	(140)	3.5	(89)	3.6	(1.6)

Connection Dimensions

Body Size	Connection Type	D			E				
		in./ (mm)			in./ (mm)				
		—	1/2 (15)	3/4 (20)	1 (25)	—	1/2 (15)	3/4 (20)	1 (25)
	S	—	0.5 (14)	0.8 (20)	1.2 (29)	—	1.1 (28)	1.2 (29)	1.5 (29)
	F	—	0.7 (17)	0.8 (20)	1.1 (29)	—	1.1 (28)	1.3 (33)	1.6 (29)
A	Union S	—	1.5 (37)	1.6 (40)	—	—	1.6 (39)	1.6 (39)	—
	Union F	—	1.5 (37)	—	—	—	1.6 (39)	—	—
	Union M	—	2.4 (61)	2.2 (57)	—	—	1.6 (39)	1.6 (39)	—
		1/2 (15)	3/4 (20)	1 (25)	1 1/4 (32)	1/2 (15)	3/4 (20)	1 (25)	1 1/4 (32)
	S	0.5 (14)	0.8 (19)	1.0 (25)	1.2 (28)	1.3 (34)	1.3 (34)	1.5 (37)	1.8 (51)
	F	0.7 (18)	0.7 (19)	0.9 (24)	1.1 (32)	1.3 (34)	1.3 (34)	1.6 (41)	2.0 (45)
B	Union S	1.5 (37)	1.7 (43)	1.7 (42)	1.8 (45)	2.1 (53)	2.1 (53)	2.4 (60)	2.8 (72)
	Union F	1.5 (39)	1.6 (40)	1.7 (43)	1.7 (43)	2.1 (53)	2.1 (53)	2.4 (60)	2.8 (72)
	Union M	2.4 (60)	2.2 (56)	2.5 (63)	2.5 (64)	2.1 (53)	2.1 (53)	2.4 (60)	2.8 (72)
		1 1/4 (32)	1 1/2 (40)	2 (50)	—	—	1 1/4 (32)	1 1/2 (40)	2 (50)
	S	—	1.2 (29)	1.2 (31)	1.7 (42)	—	2.4 (62)	2.4 (62)	2.7 (69)
	F	—	0.9 (23)	0.9 (23)	1.2 (29)	—	2.4 (62)	2.4 (62)	2.9 (72)
C	Union S	—	2.0 (51)	2.1 (54)	2.4 (61)	—	3.5 (88)	3.5 (88)	3.8 (97)
	Union F	—	1.9 (49)	1.9 (49)	2.0 (50)	—	3.5 (88)	3.5 (88)	3.8 (97)
	Union M	—	3.0 (75)	3.0 (76)	2.8 (72)	—	3.5 (88)	3.5 (88)	3.8 (97)

Notes

All weights and dimensions are subject to minor changes.

*The F dimension may be calculated by using two D dimensions and adding them to the A dimension of the valve body.

Options Available

AA Automatic Air Vent

AV Manual Air Vent

DX Two Extended P/T Ports

EH Extended Handle

MH Micro Handle (optional on B Body)

MI Metal ID Tag

PI Plastic ID Tag

PL Plug

SE Stem Extender

